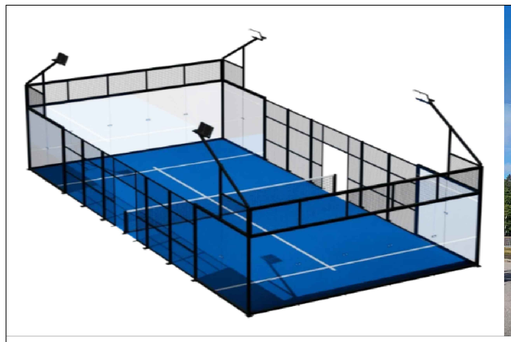

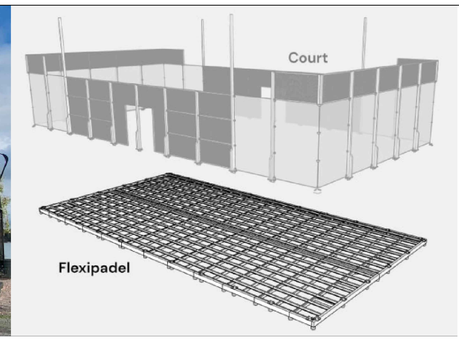

TYPICAL FLEXIPADEL COURT IMAGES

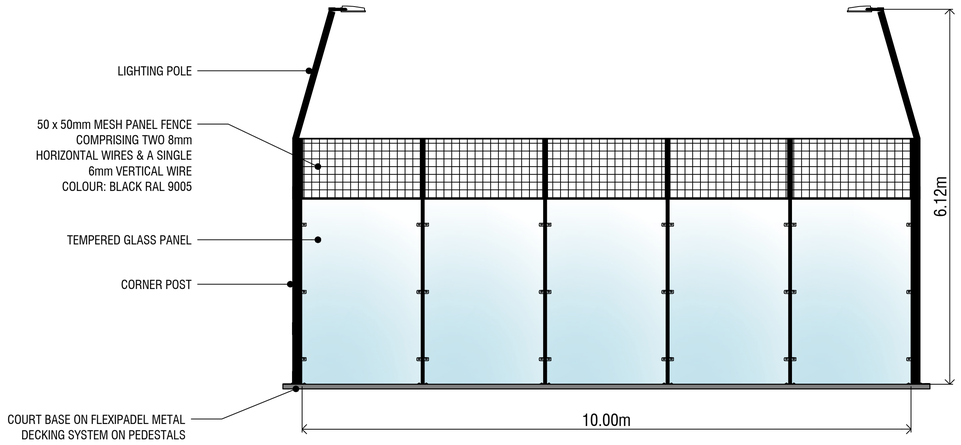

TYPICAL END ELEVATION
Scale 1:50

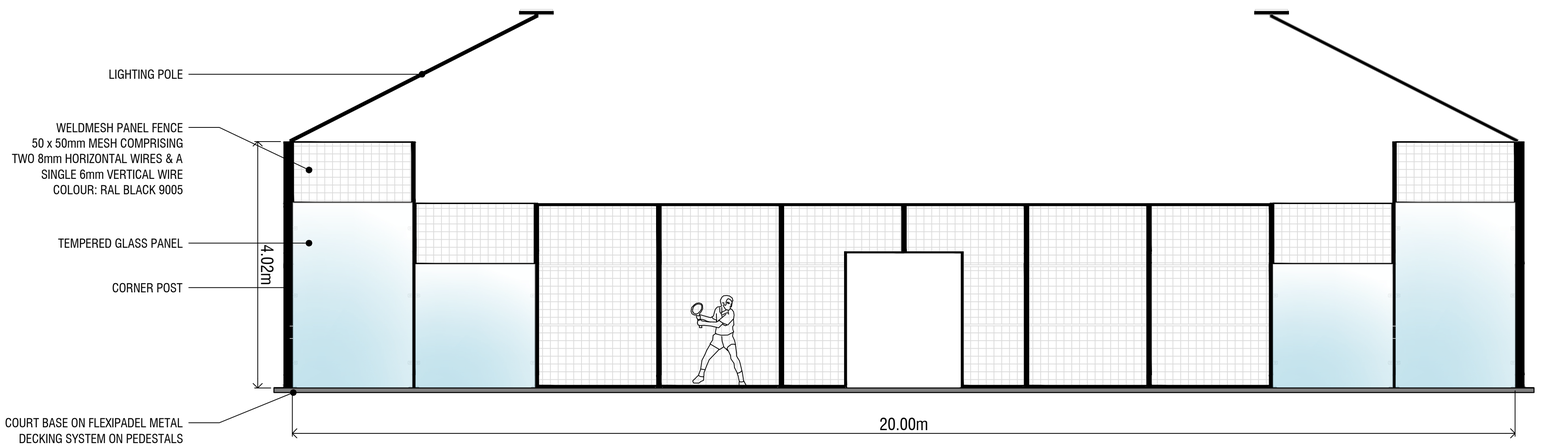

TYPICAL SIDE ELEVATION
Scale 1:50

0 2 4 Metres

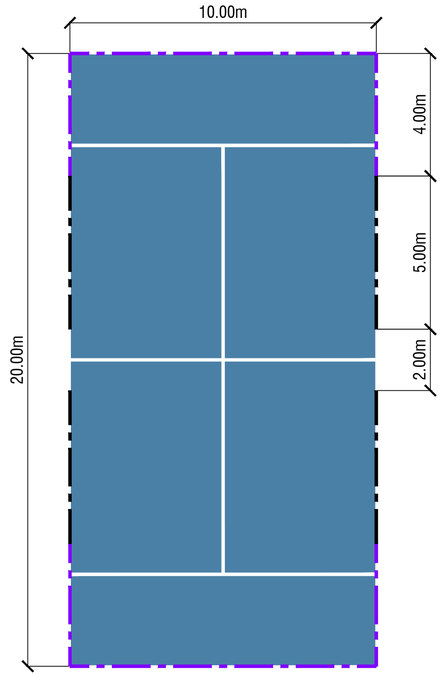

TYPICAL PADEL COURT PLAN
Scale 1:100

0 4 8 Metres

CONTRACTOR SHALL CHECK ALL DIMENSIONS ON SITE

NOTES:

1. This drawing should be read in conjunction with all other relevant details, drawings and specifications;
2. All dimensions are to be checked on site before the commencement of works. Any discrepancies are to be reported to the Architect & Mac Consulting (Scotland) Limited before proceeding with the relevant work;
4. The DWG file is issued for the purposes of coordination only and do not represent formal drawing issue and are not to be reprinted in any form. Formal issue of drawings is via DWF, Adobe PDF files and/or hard copies and their associated information issue sheets;
5. Mac Consulting (Scotland) Limited accept no liability for any errors or omissions in the information issued and it is the responsibility of the recipient to make due dimensional checks before using any DWG file information. Any errors found are to be reported to Mac Consulting immediately;
6. All levels are shown in metres above Ordnance Datum (m AOD);
7. In the event of any contradiction between this drawing and the specification, then the contractor shall seek clarification from the landscape architect before proceeding;
8. Prior to the start of any work, the statutory undertakers apparatus, where the contractor is required to verify the location and depth of all such apparatus prior to commencement of work and to take any precautions necessary when working in the vicinity of apparatus.

SIGNIFICANT HEALTH AND SAFETY HAZARDS
Low - Residual Risks

The following are considered to be significant risks relevant to this drawing, which could not be fully mitigated or removed through design. Further possible control measures have been identified within the Design Risk Assessments which may help to mitigate these and other identified risks further during the construction / maintenance process.

1. deep excavations - collapse
2. working at heights - working at height/depth, fall & falling objects
3. buried services
4. possible soil contaminants

PADEL COURT KEY

PADEL COURT SURFACE
8mm synthetic turf, sand filled

WELDMESH PADEL COURT FENCE
Glass/Mesh 4.0m high (rebound ends)

WELDMESH PADEL COURT FENCE
Weldmesh 3.0m high (sides)

REV	DESCRIPTION	DATE	DRN	CHK
P01	FOR PLANNING	20/05/2026	MC	MS

DRAWING NO.	GCDT-MAC-XX-XX-D-L-0004	REVISION	P01
DRAWING TITLE	PROPOSED COURT LAYOUT & ELEVATIONS		
DRAWING SIZE: A1	SCALE: AS SHOWN	DATE: 10/03/2026	
DRAWN BY: MC	CHECKED: MS	STATUS: PLANNING	
CLIENT	GALSTON COMMUNITY DEVELOPMENT TRUST		
PROJECT	PROPOSED PADEL COURTS SITE OF DERELICT MUGA NEWMILNS ROAD GALSTON KA4 8PA		

MAC CONSULTING (SCOTLAND) LIMITED
LANDSCAPE - SPORTS - ENVIRONMENT
EDINBURGH
T: 01383761330
E: info@macconsultingltd.com
W: macconsultingltd.com

COPYRIGHT © MAC Consulting (Scotland) Limited.
Not to be reproduced without written consent of MAC Consulting (Scotland) Limited.